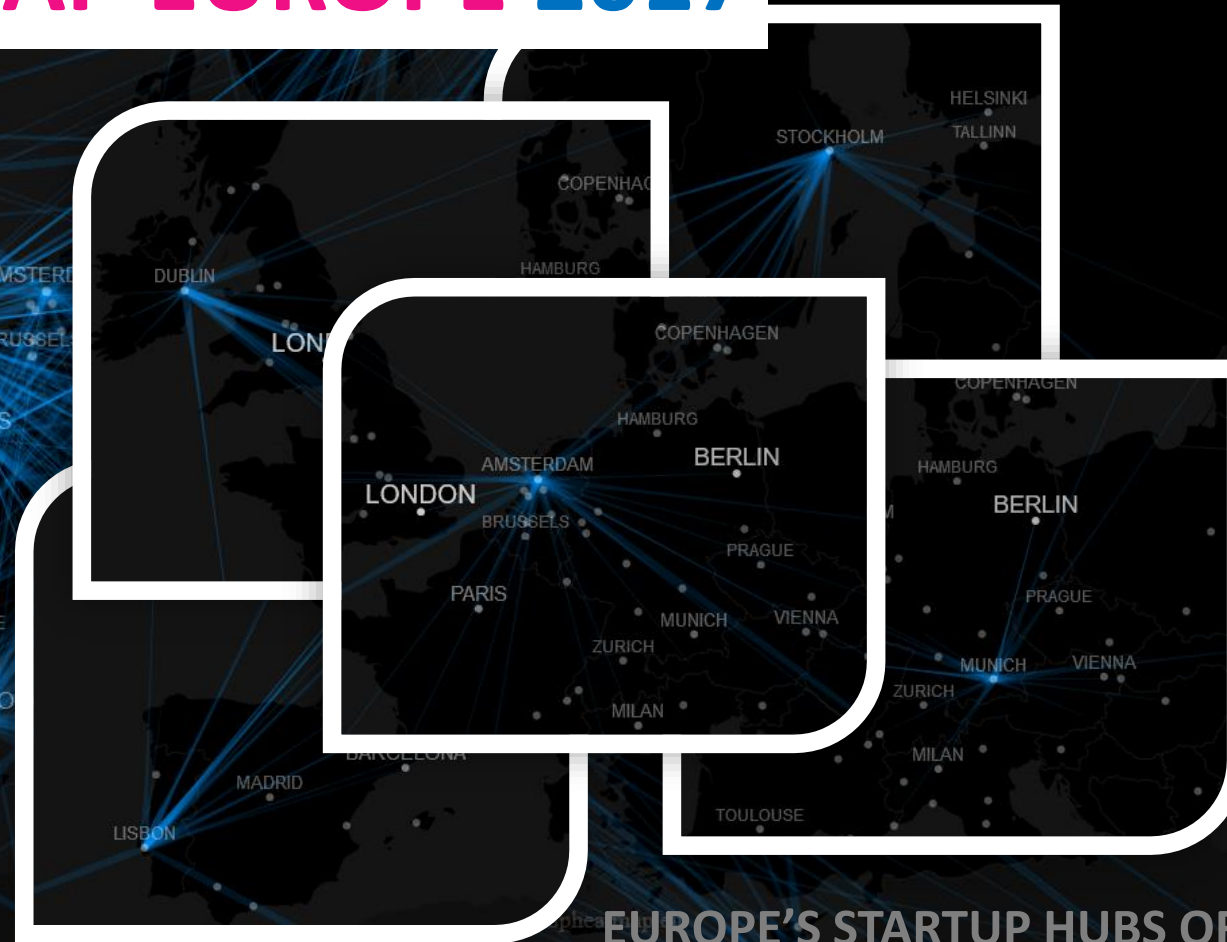


STARTUP HEATMAP EUROPE 2017

www.startupheatmap.eu



EUROPE'S STARTUP HUBS OF TOMORROW

Startup Heatmap Europe 2017

The [Startup Heatmap Europe](#) is brought to you by the [european startup initiative \(esi\)](#). Founded in 2012, esi is a volunteer based non-profit organization, supported by the Allianz Cultural Foundation.

The 2017 Survey

The Startup Heatmap Europe is based on an annual online survey among founders. Since 2016, more than 1,000 founders did participate.

The 2017 survey is based on a sample of 321 founders representing the regional and industry distribution of European startups listed in the Pitchbook database.

Ongoing analysis will be published on www.startupsandplaces.com

We ask:

Where are startup founders coming from and where are they going to?

Selection Criteria 2017

Criteria for Startups:

- Headquartered in Europe (based on historical delimitations we selected 45 countries)
- Date Founded: later than 1/1/2012
- Ownership status is "privately held"
- Match one of 84 select innovative industry sectors

Total Population: 7,830

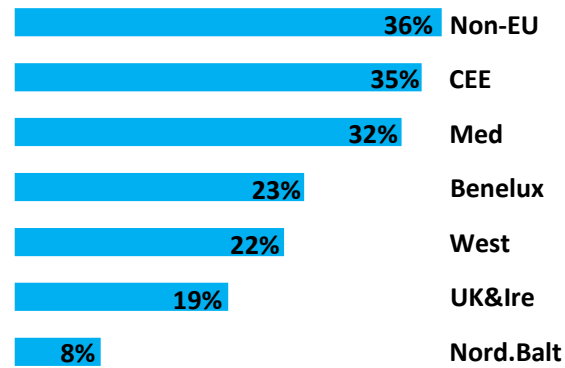
Random representative sample of 1,500 pre-selected participants

Response rate of 21.4%, i.e. 321 founders that match regional and industry distribution of sample

The 2017 survey confirms the **Hypermobility of founders in Europe**

24% of EU founders moved specifically for better startup conditions

Percentages by origins

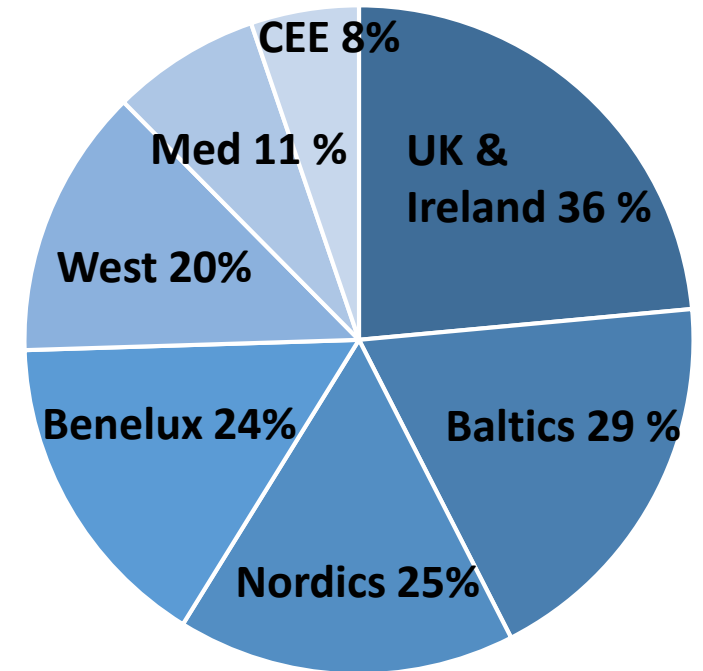


The role of diversity

Diversity in a startup community can both be seen as a sign of its international appeal as well as for its creative power integrating various cultures and tapping into ample resources. While in the Silicon Valley 43.5% of founders were foreign-born in 2012, London has today 54% and Berlin 44% international digital entrepreneurs.

http://www.kauffman.org/-/media/kauffman_org/research-reports-and-covers/2012/10/then_and_now_americas_new_immigrant_entrepreneurs.pdf

21% of founders in Europe are foreign-born, and 88% of these come from a region outside where their company is headquartered.

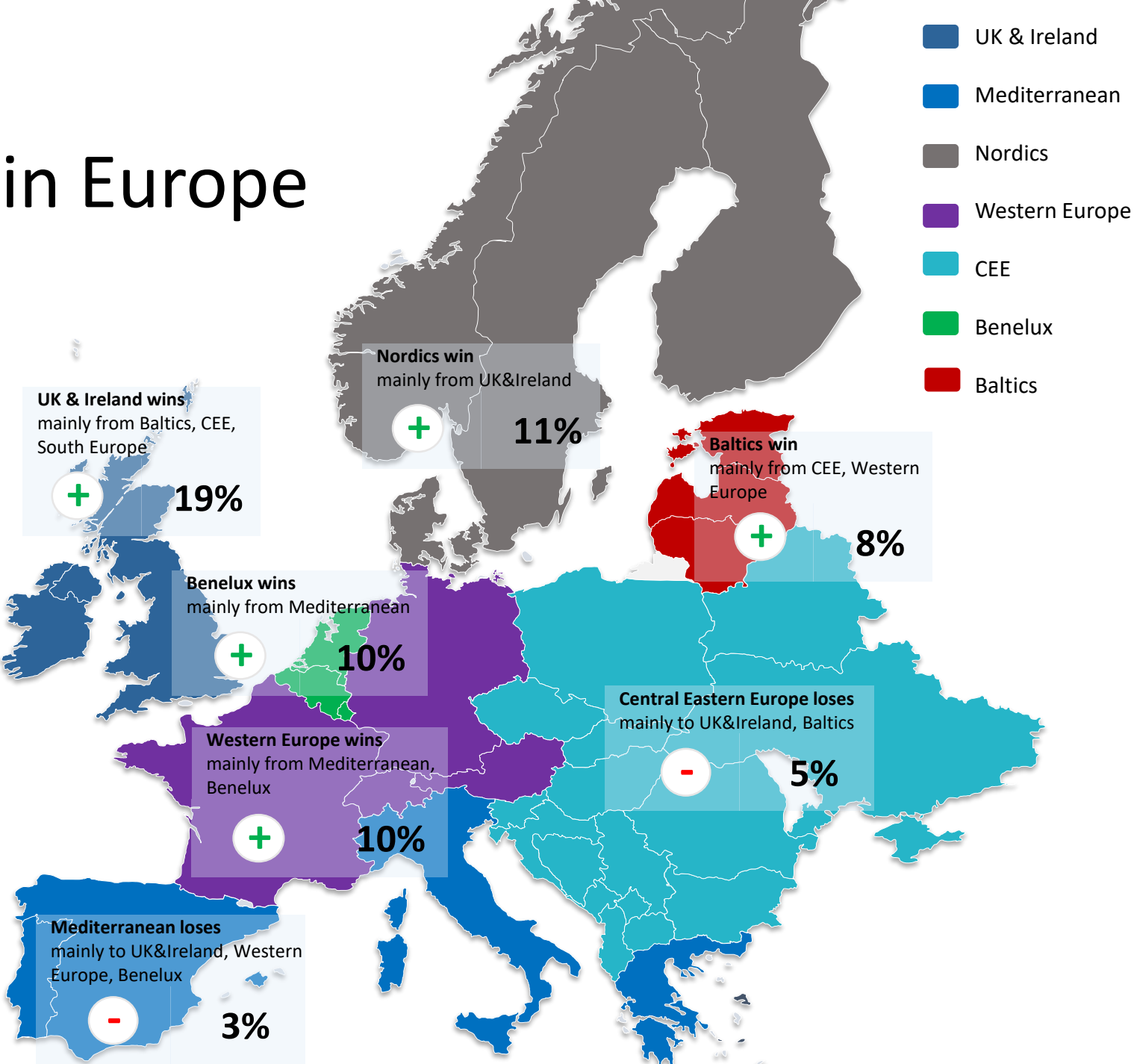
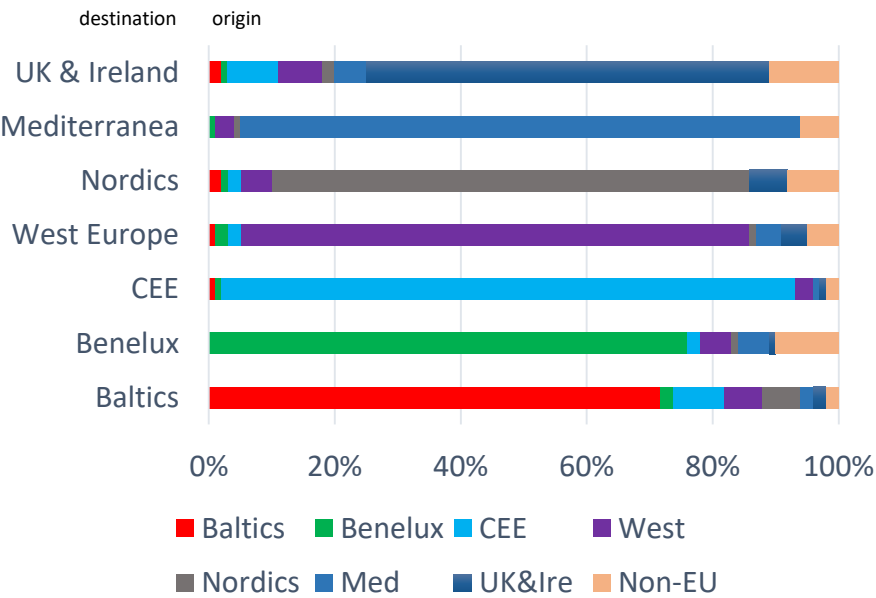


Percentages of foreign-born founders in various regions

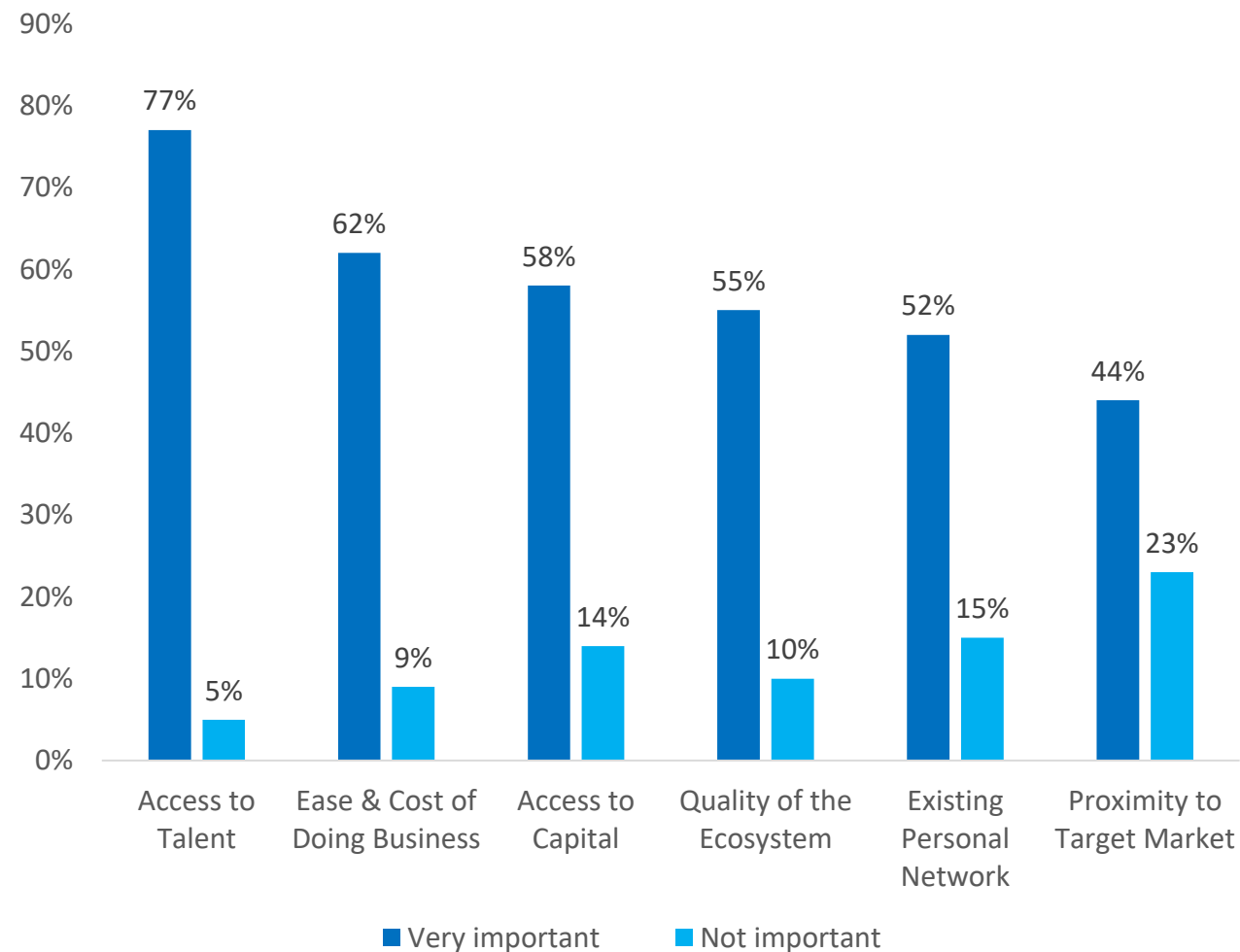
Observed Startup Migration Flows within Europe

Based on both the 2016 and 2017 survey and the combined answers of >1.000 entrepreneurs in Europe, we find who wins and who loses from migration

Where founders come from by destination region:

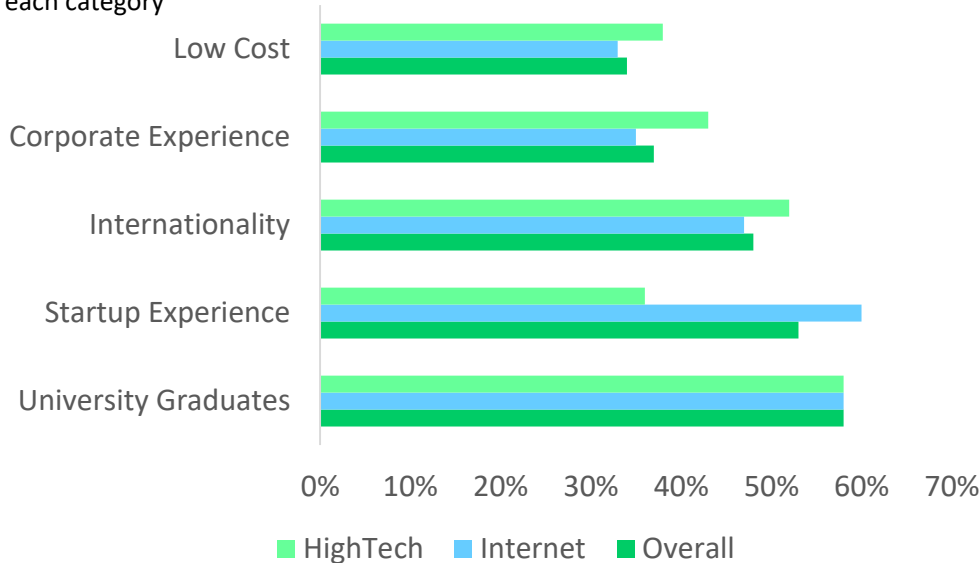


Access to Talent remains top factor for location choice

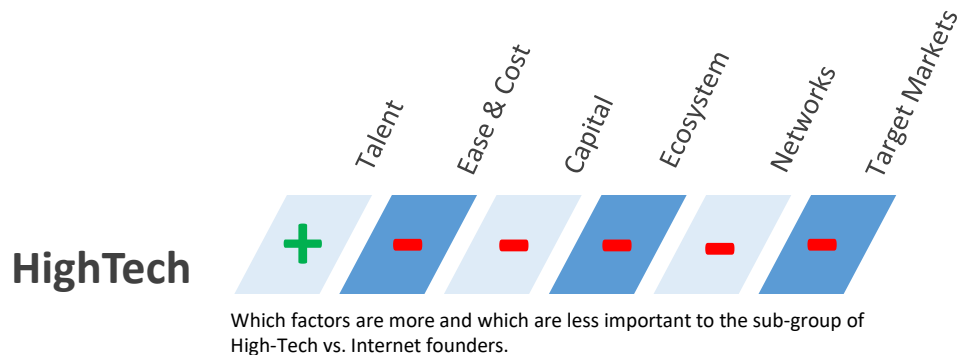


What types of talent are founders looking for?

Percentages indicate how many founders gave more than 7 points out of 10 for each category



High-Tech founders move abroad less (14% vs. 24% of internet founders), but talent is even more important to them.



85%

of founders would have voted
against Brexit.

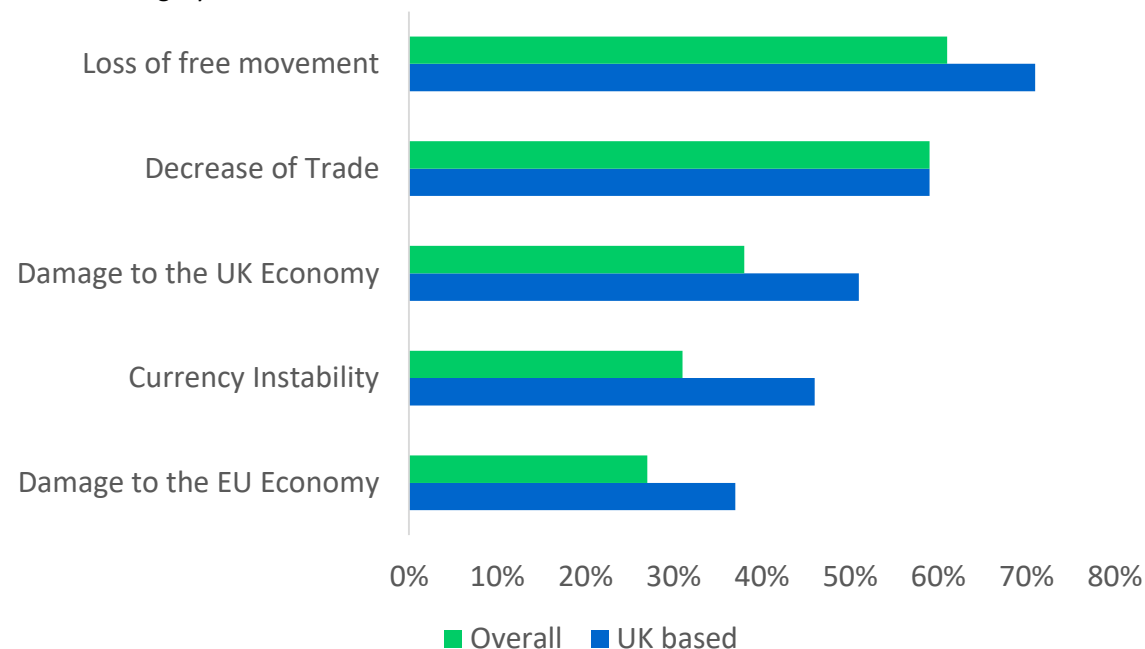
Only 3% for Brexit, the rest is
undecided or would not tell.

35%

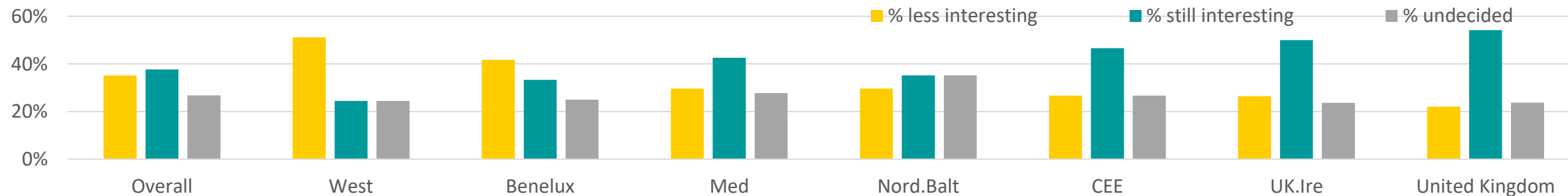
of founders think that
London is less interesting
as a startup location
after Brexit.

Most feared consequences of Brexit

Percentages indicate how many founders gave more than 7 points out of 10 for each category



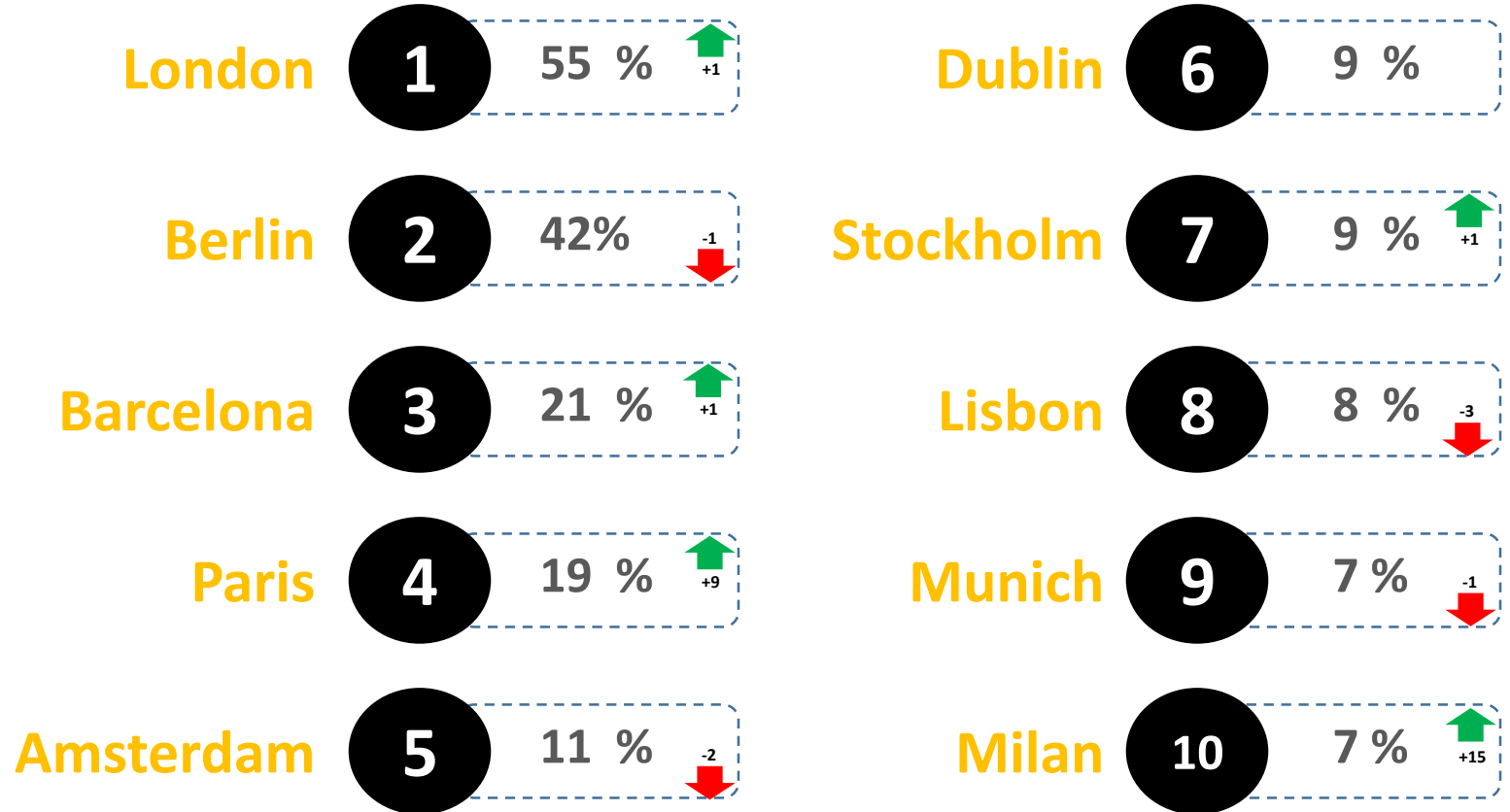
London's popularity after Brexit



Founders' **Top 10** Startup Hubs in Europe

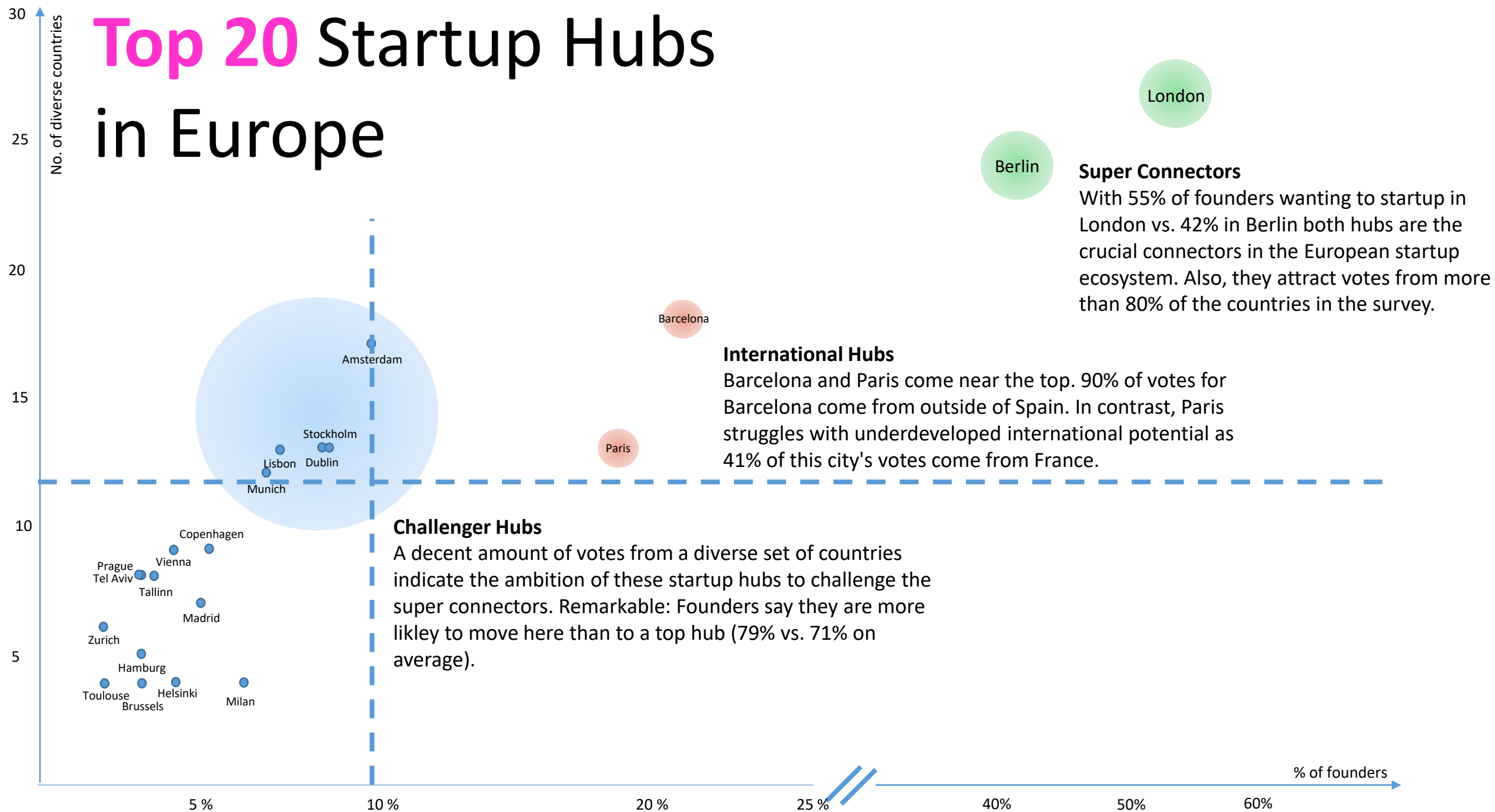
«Where would you start if you could begin all over again?»

- On average founders picked 3 cities they could imagine to startup
- 78 startup hubs were named
- The top 5 received roughly 50% of all votes
- But there are 50 hubs which could attract 1% of the founders or more

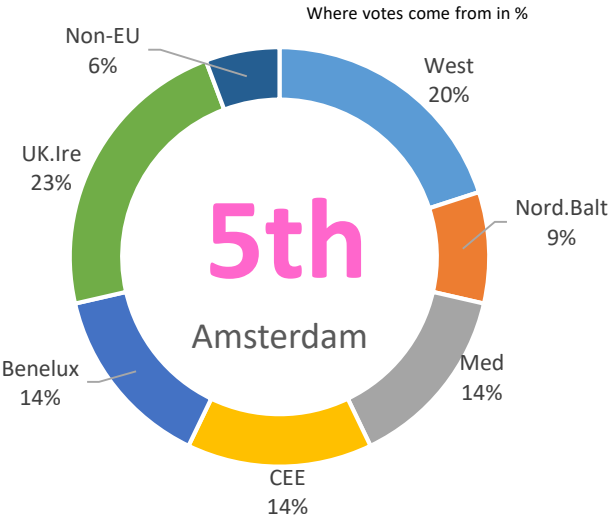


Founders could allocate 5 votes. Percentages indicate how many founders would like to startup in each respective city.

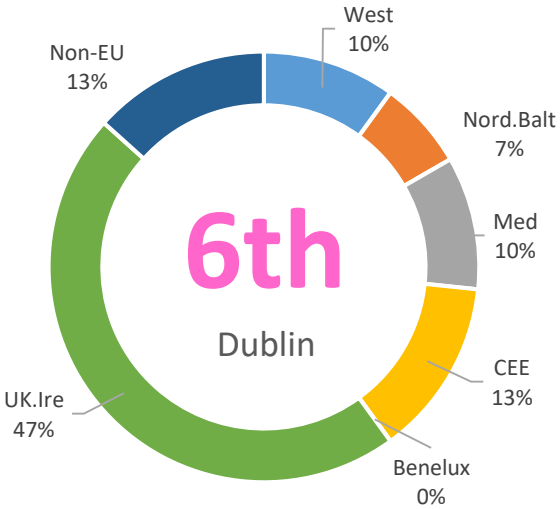
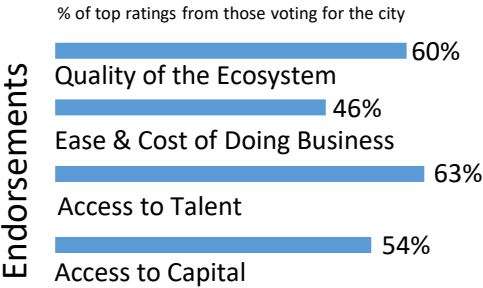
Top 20 Startup Hubs in Europe



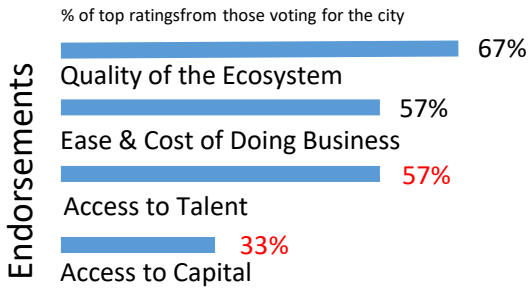
Looking at the Challengers: Who will be an international hub tomorrow?



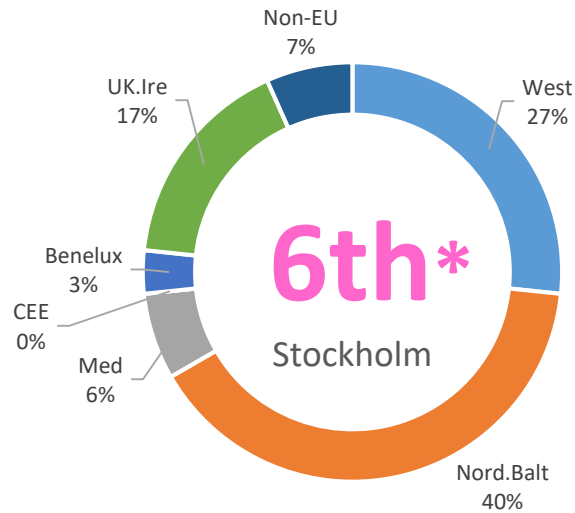
% of all founders	Internet vs. High-Tech
11%	9% vs. 16%
No. of diverse countries	Avg. reach per vote
17	796km
Likelihood to move there	Rank media mentions
77%	4th



% of all founders	Internet vs. High-Tech
9%	10% vs. 9%
No. of diverse countries	Avg. reach per vote
13	912km
Likelihood to move there	Rank media mentions
77%	10th

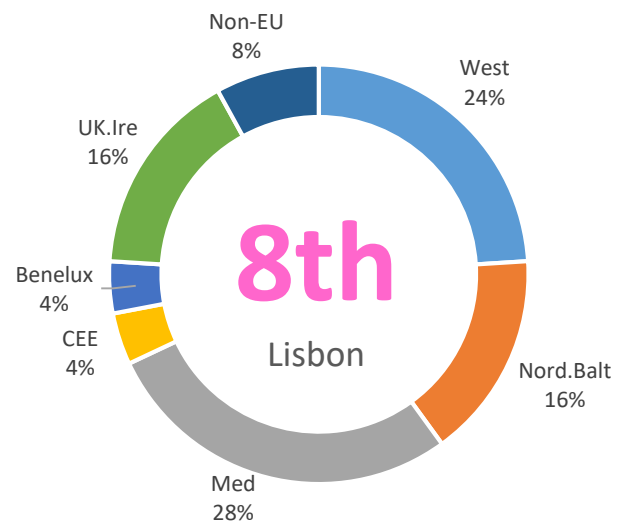
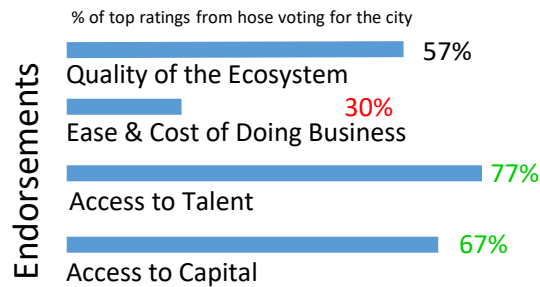


Colors indicate if value deviates strongly from top 20 averages per category.

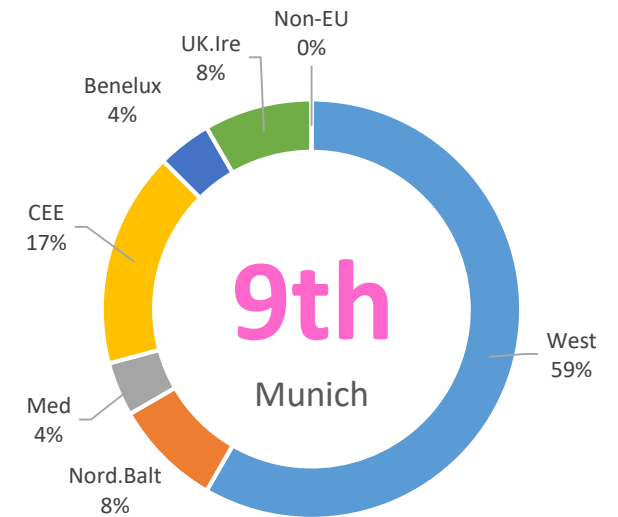
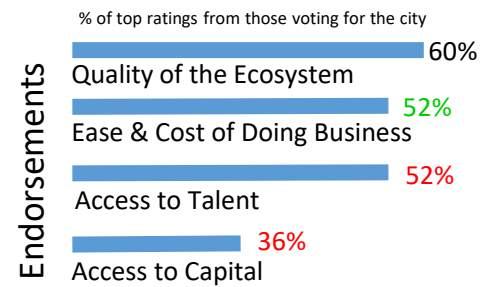


* Equal amount of votes as Dublin

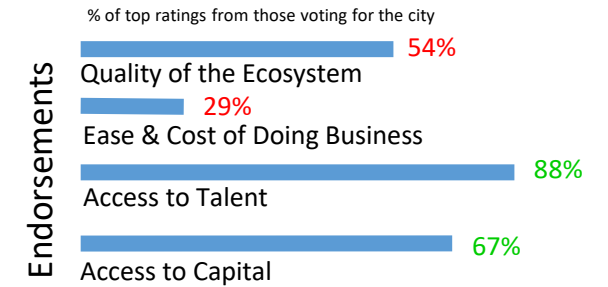
% of all founders	Internet vs. High-Tech
9%	9% vs. 10%
No. of diverse countries	Avg. reach per vote
13	1009km
Likelihood to move there	Rank media mentions
83%	7th



% of all founders	Internet vs. High-Tech
8%	8% vs. 7%
No. of diverse countries	Avg. reach per vote
13	1429km
Likelihood to move there	Rank media mentions
88%	32nd

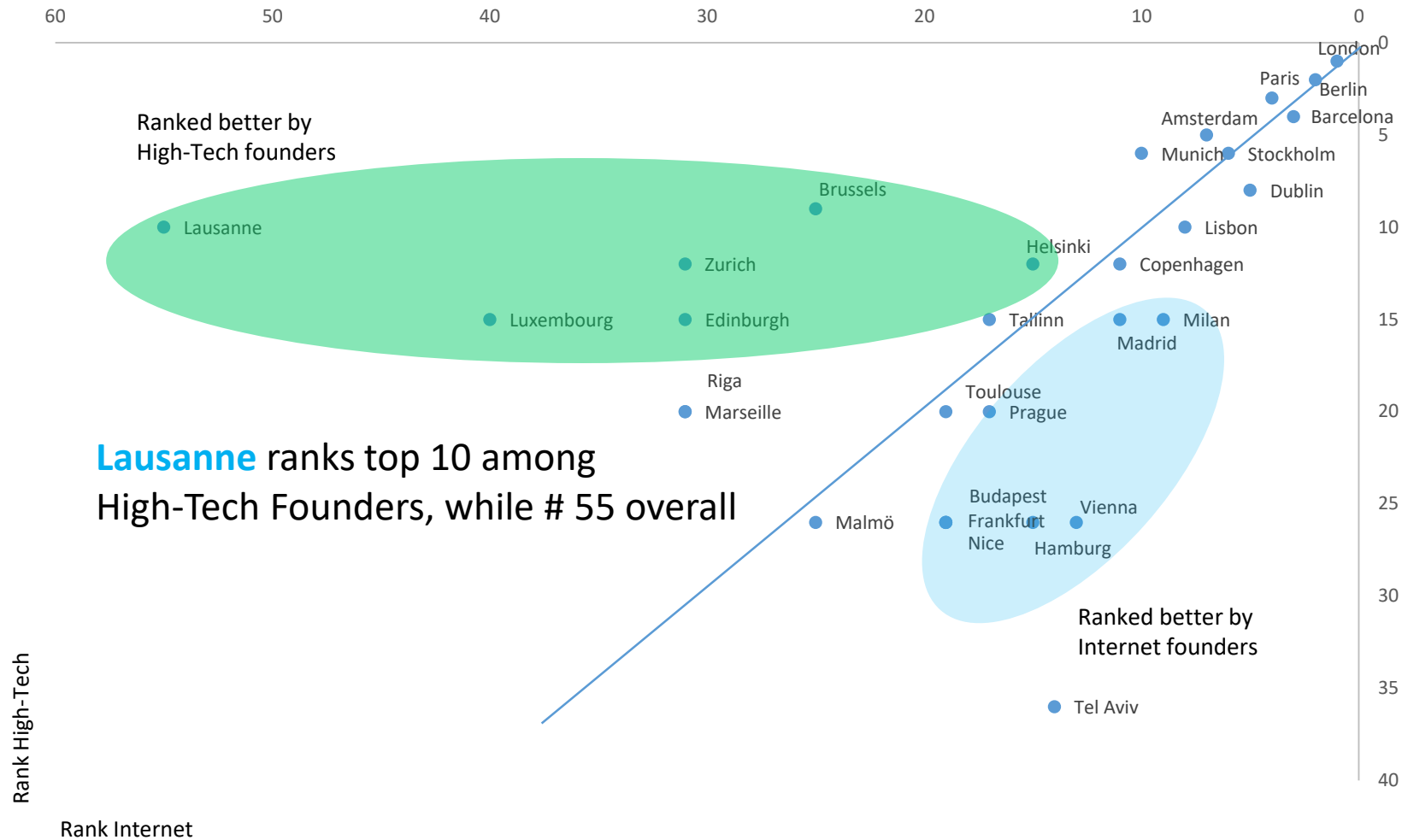


% of all founders	Internet vs. High-Tech
7%	7% vs. 10%
No. of diverse countries	Avg. reach per vote
12	560km
Likelihood to move there	Rank media mentions
71%	8th



Colors indicate if value deviates strongly from top 20 averages per category.

Chances for specialization



Finding Talent

Best	Worst
Munich 88%	Milan 10%
TelAviv 82%	Vienna 7%
Prague 82%	Lisbon 4%

Ease & Cost of Doing Business

Best	Worst
Tallinn 83 %	Milan 48%
Helsinki 71%	Hamburg 27%
Prague 64%	Stockholm 27%

Access to Capital

Best	Worst
London 87%	Lisbon 28%
TelAviv 82%	Prague 27%
Berlin 72%	Barcelona 21%

Quality of Ecosystem

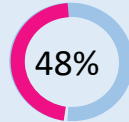
Best	Worst
TelAviv 91%	Lisbon 16%
Berlin 88%	Madrid 12%
London 82%	Copenhagen 11%

Endorsements

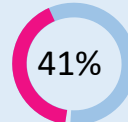
How many entrepreneurs rank their potential destination cities with 8-10 points vs. 1-3 points per category

Regional Champions

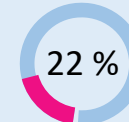
NORDICS&BALTICS



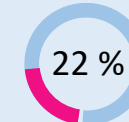
London



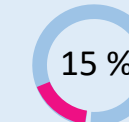
Berlin



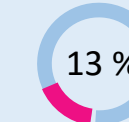
Stockholm



Helsinki

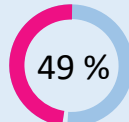


Tallinn

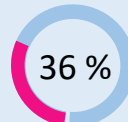


Copenhagen

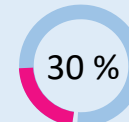
WESTERN EUROPE



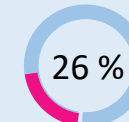
Berlin



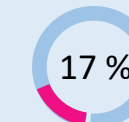
London



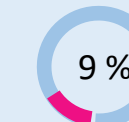
Paris



Barcelona

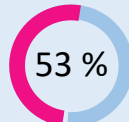


Munich

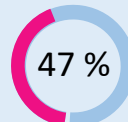


Stockholm

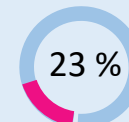
CEE



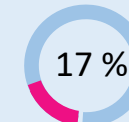
London



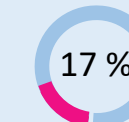
Berlin



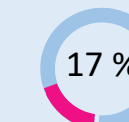
Prague



Barcelona

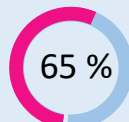


Dublin

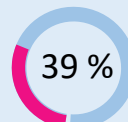


Vienna and Budapest

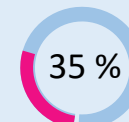
SOUTH



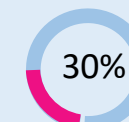
London



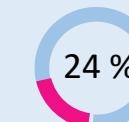
Berlin



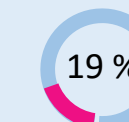
Barcelona



Milan

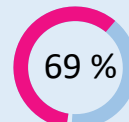


Paris

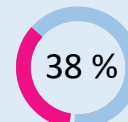


Madrid

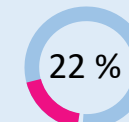
UK&Ireland



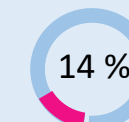
London



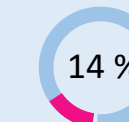
Berlin



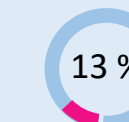
Dublin



Barcelona



Amsterdam



Paris

Percentages indicate how many founders coming from a region imagine to startup in the mentioned city. Founders had up to 5 choices. Benelux is omitted due to the limited number of founders from the region in the survey. Baltics is merged with Nordics for the same reason.

Complete list of all mentioned Startup Hubs in the 2017 survey

- London (UK)
- Berlin (GER)
- Barcelona (ESP)
- Paris (FRA)
- Amsterdam (NL)
- Dublin (IE)
- Stockholm (SWE)
- Lisbon (PT)
- Munich (GER)
- Milan (ITA)
- Copenhagen (DK)
- Madrid (ESP)
- Vienna (AUT)
- Helsinki (FIN)
- Tallinn (EST)
- Tel Aviv (ISR)
- Hamburg (GER)
- Prague (CZH)
- Brussels (BEL)
- Toulouse (FRA)
- Zurich (CH)
- Frankfurt (GER)
- Nice (FRA)
- Budapest (HUN)
- Edinburgh (UK)
- Lausanne (FRA)
- Sofia (BUL)
- Malmö (SWE)
- Rome (ITA)
- Marseille (FRA)
- Riga (LAT)
- Luxembourg (LX)
- Porto (PT)
- Málaga (ESP)
- Valencia (ESP)
- Oslo (NOR)
- Moscow (RUS)
- Belfast (UK)
- Lyon (FRA)
- Geneva (CH)
- Antwerp (BEL)
- Cologne (GER)
- Kiev (UKR)
- Warsaw (POL)
- Palma de Mallorca (ESP)
- Seville (ESP)
- Turin (ITA)
- Glasgow (UK)
- Manchester (UK)
- Liverpool (UK)
- Belgrade (RS)
- Bristol (UK)
- Rotterdam (NEL)
- Stuttgart (GER)
- Vilnius (LIT)
- Malta (MAL)
- Düsseldorf (GER)
- The Hague (NEL)
- Trento (ITA)
- Bologna (ITA)
- Bratislava (SLK)
- Brno (CZH)
- Coventry (UK)
- Dortmund (GER)
- Dresden (GER)
- Eindhoven (NEL)
- Florence (ITA)
- Genoa (ITA)
- Kraków (POL)
- Las Palmas (ESP)
- Ljubljana (SLO)
- Nicosia (CYP)
- Thessaloniki (GRE)
- Utrecht (NEL)
- Athens (GRE)
- Birmingham (UK)
- Aarhus (DK)
- Nuremberg (GER)

GET MORE **INSIGHT.**

WEEKLY ANALYSES ON OUR BLOG WWW.STARTUPSANDPLACES.COM

Follow us & share the report



european startup initiative
info@europeanstartupinitiative.eu

Thank you to our partners

